

## Download Path - COMSOL5.3

[http://172.30.4.199/software-repo/COMSOL/COMSOL\\_52/](http://172.30.4.199/software-repo/COMSOL/COMSOL_52/)

**COMSOL 6.3** - [http://172.30.4.199/software-repo/COMSOL/COMSOL\\_63/](http://172.30.4.199/software-repo/COMSOL/COMSOL_63/)

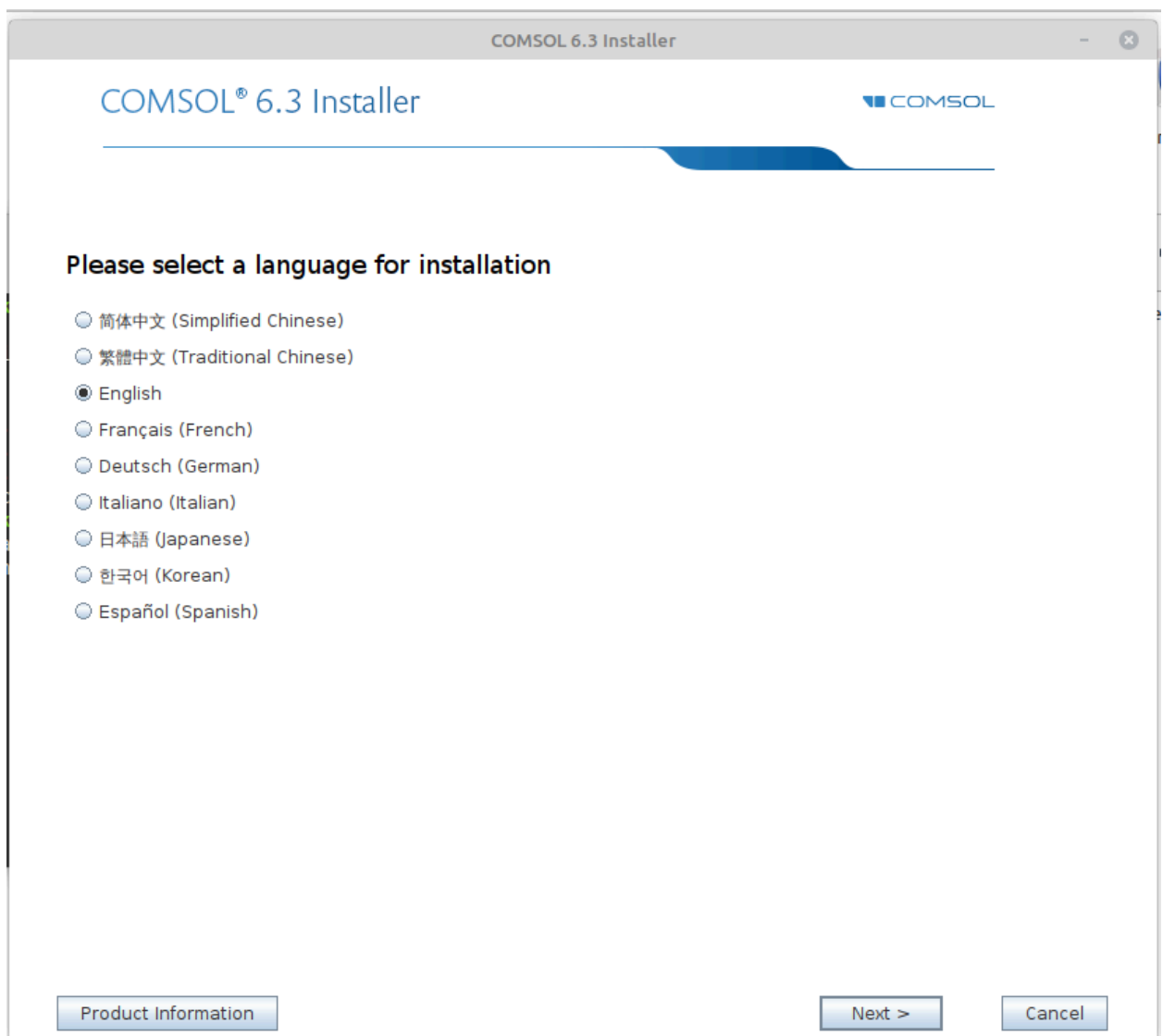
## Install on Windows and Linux

1. Download the comsol setup from the location
2. Mount the iso image ( in Linux right click → Mount archive option)
3. Once the image is mounted, go to the location
4. For windows click on setup.exe and a below window will pop up.
5. For Linux open the location in the terminal and run the following command

`sudo ./setup`

A new window will pop up

After that, the steps are the same for both Linux and Windows.



- Click on the **Next** button



- Click on **New Comsol 6.3 Installation**

COMSOL 6.3 Installer

COMSOL

[License](#) [Products](#) [Options](#) [Install](#) [Finish](#)

COMSOL Software License Agreement 6.3

CAREFULLY READ THE TERMS AND CONDITIONS BELOW AND IN ANY APPLICABLE ADDENDUM (HEREINAFTER, "TERMS AND CONDITIONS") BEFORE INSTALLING OR USING THE PROGRAMS OR DOCUMENTATION. YOUR RIGHT TO USE ANY PROGRAMS AND DOCUMENTATION IS CONDITIONED ON ACCEPTANCE OF, AND COMPLIANCE WITH, THESE TERMS AND CONDITIONS. INSTALLING OR USING THE PROGRAMS MEANS YOU HAVE ACCEPTED THE TERMS AND CONDITIONS. IF YOU DO NOT ACCEPT THE TERMS AND CONDITIONS, RETURN THE PROGRAMS AND RELATED MATERIAL UNUSED TO YOUR VENDOR FOR A REFUND OR CEASE ANY AND ALL ATTEMPTS TO DOWNLOAD AND INSTALL THE PROGRAMS AND DELETE ANY MATERIAL DOWNLOADED. ANY THIRD PARTY HIRED TO INSTALL THE PROGRAMS ON BEHALF OF THE PURCHASER OF A LICENSE THERETO WHO CLICKS HIS/HER ACCEPTANCE OF THESE TERMS AND CONDITIONS UPON INSTALLATION HEREBY REPRESENTS AND WARRANTS THAT HE/SHE IS AUTHORIZED BY THE PURCHASER OF THE LICENSE TO ACCEPT SUCH TERMS AND CONDITIONS ON THE PURCHASER'S BEHALF.

1. Definitions. The following words and phrases shall have the definitions set forth below throughout this Agreement, regardless of whether or not

☒ I accept the terms of the license agreement and understand and acknowledge that with this acceptance all other terms are rejected

☐ I do not accept the terms of the license agreement

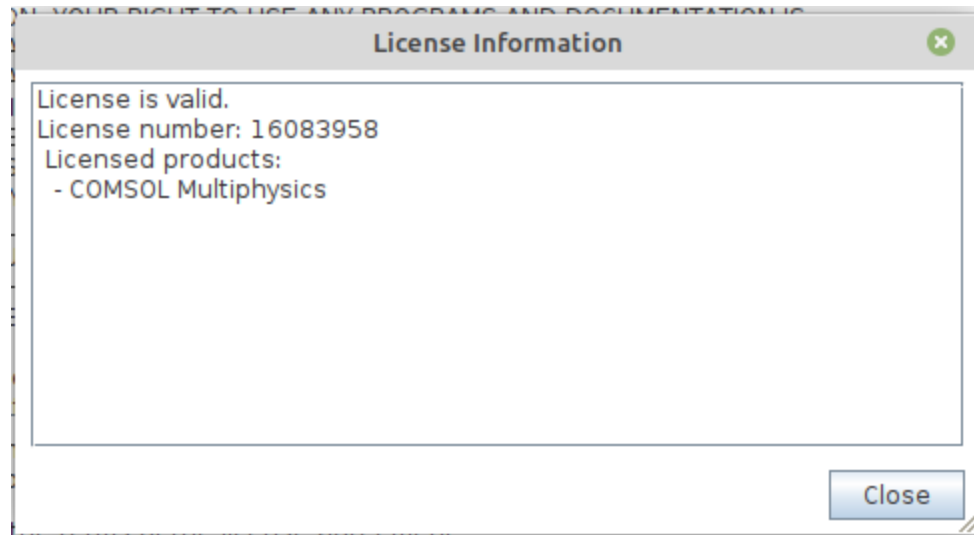
License information

License format:

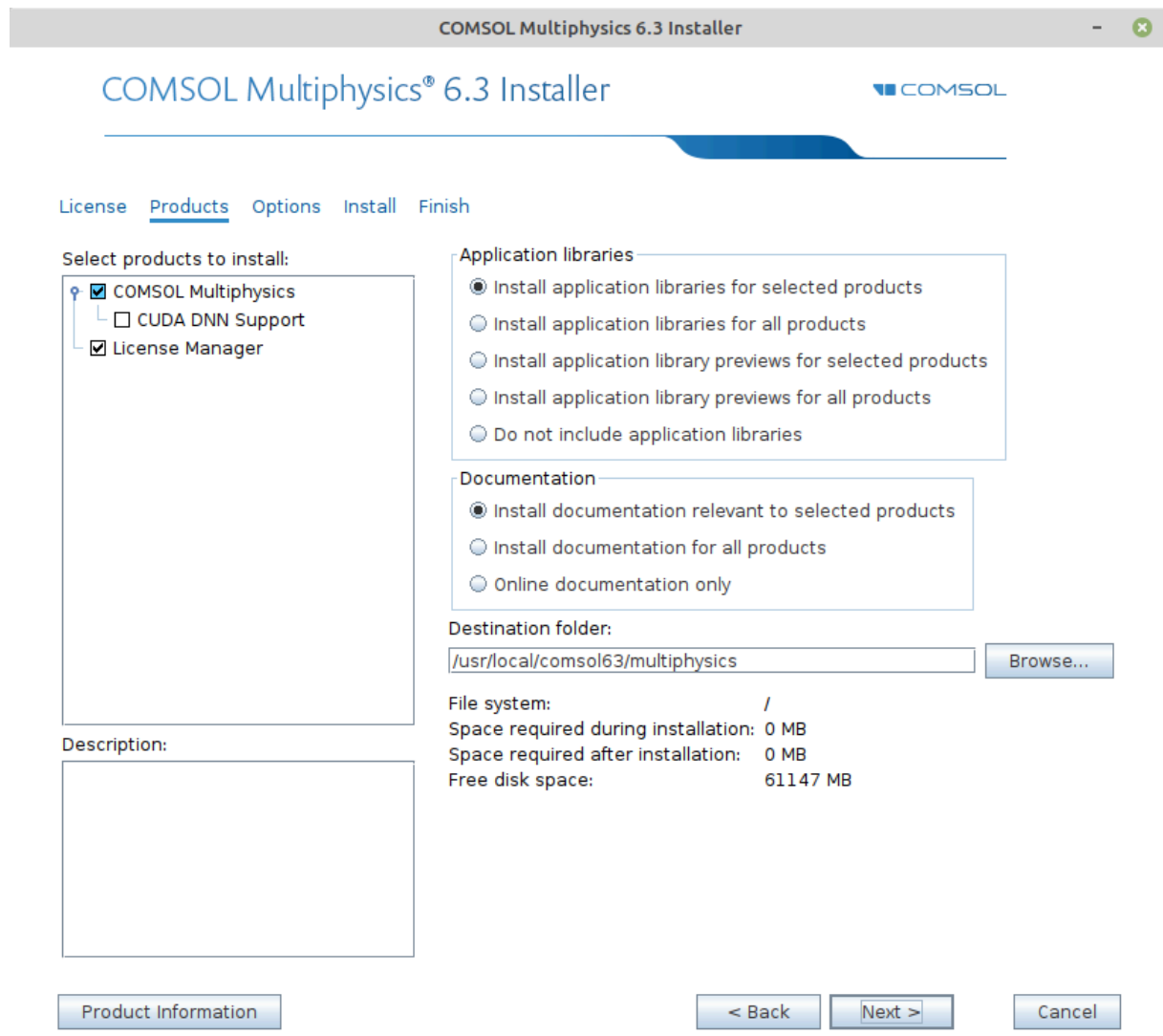
Port number:  Hostname:

Name:  Company:

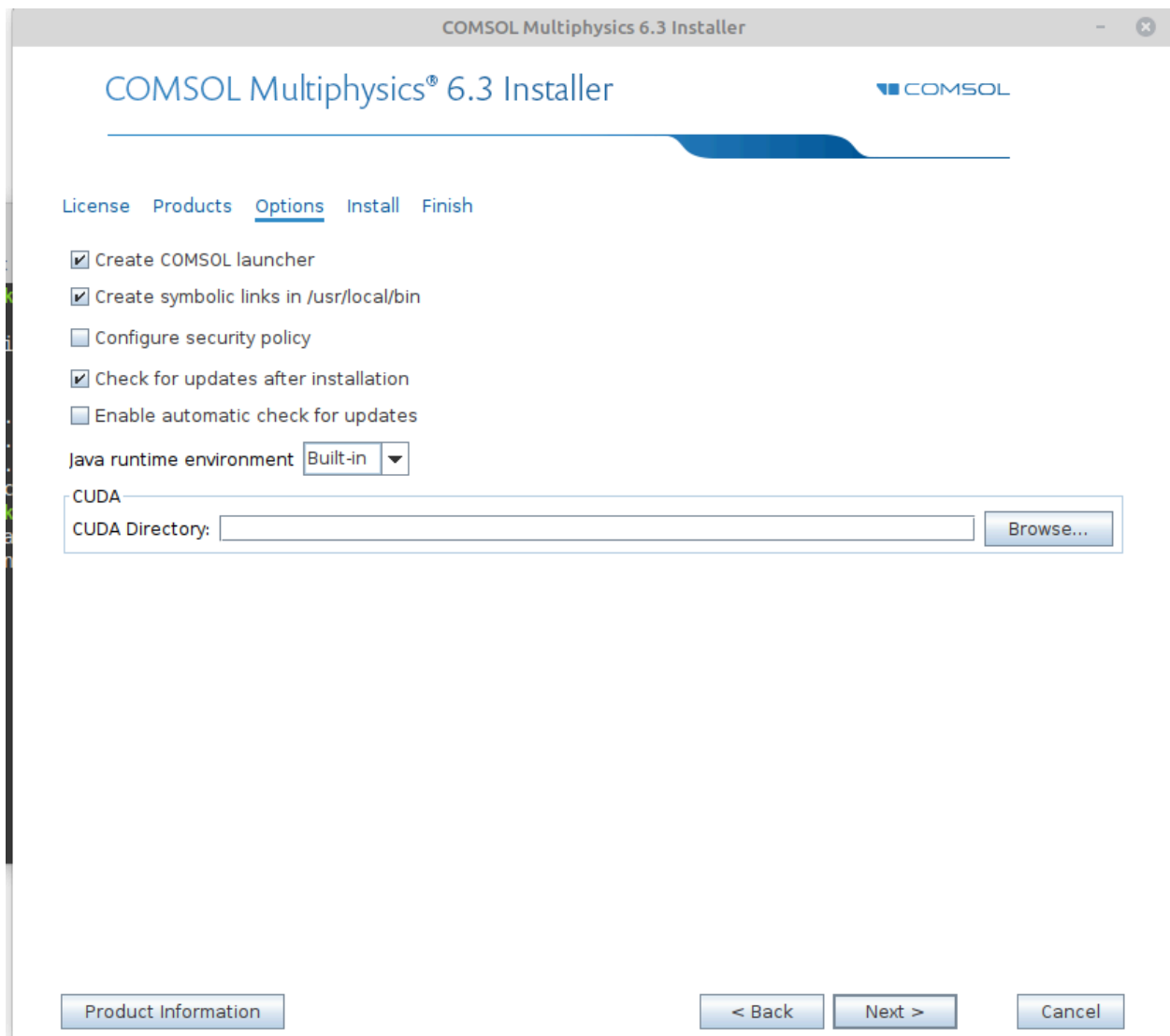
- In the above screenshot, select the **accept license option**, License format as **<portnumber>@<hostname>**. Add the port number as "1718" and the hostname as "172.30.8.108"
- Click on the **check** button to verify the server connectivity. If the server is running and connecting it will show the below screen.



- Close the above window and click on **Next**.



- Click on the **Next** Button (no need to change anything here)



- Click again on the **Next** button without changing anything.
- Then click on the **Install** button. It will start installing the comsol Once it is installed you can close the window.
- The comsol 6.3 is installed on your system.