

Recommended option while creating the Quiz

You can use the additional security option by using the security key while creating the quiz. However you will have to inform/announce the students about the security key through Email, whatsapp etc.

Updating Quiz in week 1

General

Name*

Introduction

Timing

Open the quiz Disable

Close the quiz Disable

Time limit (minutes) Enable

Time delay between first and second attempt

Time delay between later attempts

Display

Questions per page

Shuffle questions

Shuffle within questions

Attempts

Attempts allowed

Each attempt builds on the last

Adaptive mode

Grades

Grading method

Apply penalties

Decimal digits in grades

Review options

Immediately after the attempt	Later, while the quiz is still open	After the quiz is closed
<input type="checkbox"/> Responses	<input type="checkbox"/> Responses	<input type="checkbox"/> Responses
<input type="checkbox"/> Answers	<input type="checkbox"/> Answers	<input type="checkbox"/> Answers
<input type="checkbox"/> Feedback	<input type="checkbox"/> Feedback	<input type="checkbox"/> Feedback
<input type="checkbox"/> General feedback	<input type="checkbox"/> General feedback	<input type="checkbox"/> General feedback
<input type="checkbox"/> Scores	<input type="checkbox"/> Scores	<input type="checkbox"/> Scores
<input type="checkbox"/> Overall feedback	<input type="checkbox"/> Overall feedback	<input type="checkbox"/> Overall feedback

Security


Browser security

Require password **PUT SOME PASSWORD HERE**


Require network address

Unmask
Wake your quiz
password protected

Common module settings

Group mode  No groups

Visible Show

ID number 

Grade category Uncategorized

Overall feedback 

Grade boundary 100%
Feedback

Grade boundary
Feedback


Grade boundary
Feedback

Grade boundary
Feedback

Grade boundary
Feedback

Grade boundary
Feedback

Grade boundary 0%

 [Click here to save your quiz](#)

There are required fields in this form marked *