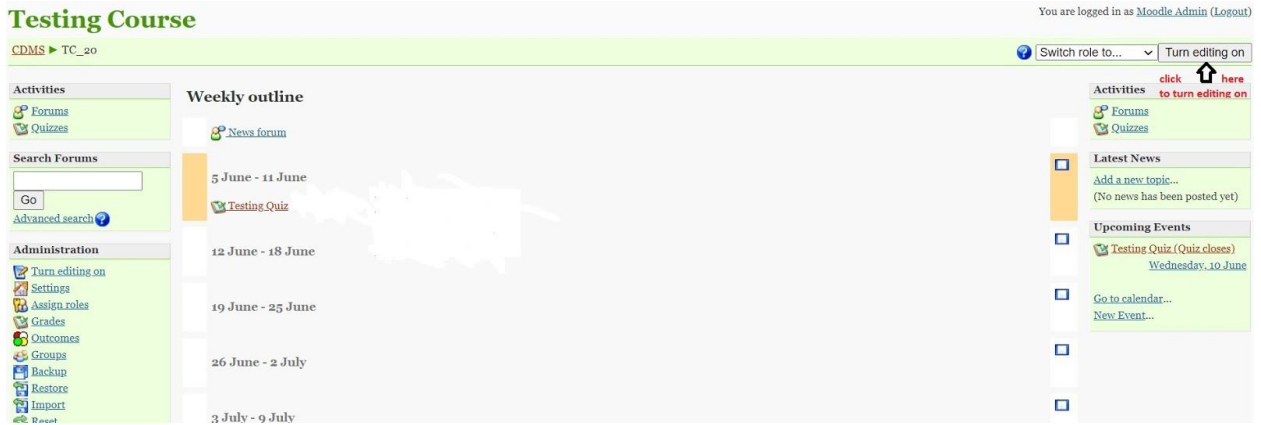


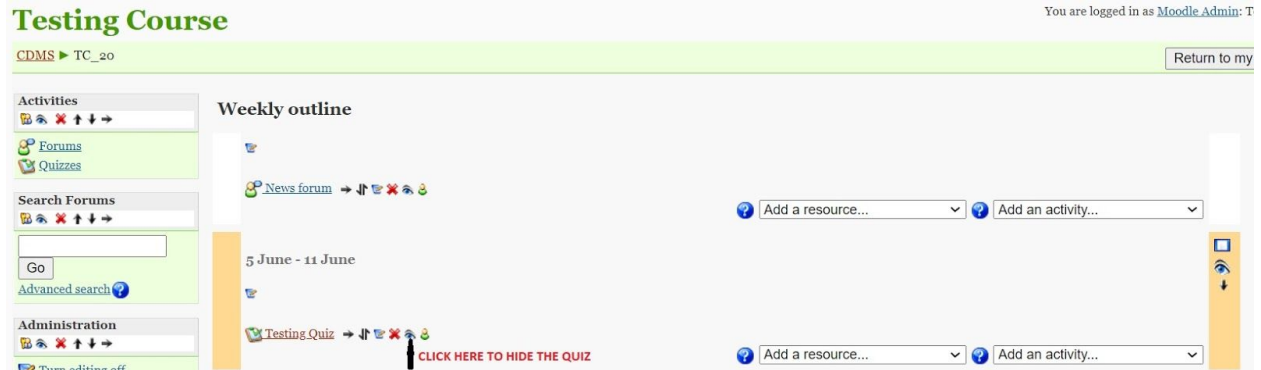
Recommended option while creating the Quiz

We have observed that the students are trying to click on the quiz option, if visible.

You are requested to please hide the quiz by using the eye option present in front of the quiz and unhide the quiz just before starting the quiz. This will make sure that the students have no access to any part of the quiz even if some recommended settings are not selected.



This screenshot shows the Moodle course page for 'Testing Course' (CDMS > TC_20). The 'Weekly outline' section lists activities for different weeks. The 'Testing Quiz' is visible in the 5 June - 11 June week. The interface includes navigation menus for Activities, Search Forums, and Administration. A 'Turn editing on' button is visible in the top right corner.



This screenshot shows the Moodle course page with the 'Testing Quiz' hidden. The 'Testing Quiz' entry in the weekly outline is dimmed and has a red 'X' icon over it. A red arrow points to the 'X' icon with the text 'CLICK HERE TO HIDE THE QUIZ'. The 'Turn editing off' button is visible in the top right corner.



This screenshot shows the Moodle course page with the 'Testing Quiz' unhidden. The 'Testing Quiz' entry in the weekly outline is now visible and has a red arrow pointing to it with the text 'CLICK HERE TO UNHIDE THE QUIZ'. Below the quiz entry, a message states 'The quiz is hidden for students'. The 'Turn editing off' button is visible in the top right corner.

Optional:

You can use the additional security option by using the security key while creating the quiz. However you will have to inform/announce the students about the security key through Email, whatsapp etc.

Updating Quiz in week 1

General

Name*

Introduction

Timing

Open the quiz Disable

Close the quiz Disable

Time limit (minutes) Enable

Time delay between first and second attempt

Time delay between later attempts

Display

Questions per page

Shuffle questions

Shuffle within questions

Attempts

Attempts allowed

Each attempt builds on the last

Adaptive mode

Grades

Grading method

Apply penalties

Decimal digits in grades

Review options

Immediately after the attempt	Later, while the quiz is still open	After the quiz is closed
<input type="checkbox"/> Responses	<input type="checkbox"/> Responses	<input type="checkbox"/> Responses
<input type="checkbox"/> Answers	<input type="checkbox"/> Answers	<input type="checkbox"/> Answers
<input type="checkbox"/> Feedback	<input type="checkbox"/> Feedback	<input type="checkbox"/> Feedback
<input type="checkbox"/> General feedback	<input type="checkbox"/> General feedback	<input type="checkbox"/> General feedback
<input type="checkbox"/> Scores	<input type="checkbox"/> Scores	<input type="checkbox"/> Scores
<input type="checkbox"/> Overall feedback	<input type="checkbox"/> Overall feedback	<input type="checkbox"/> Overall feedback


Security

Browser security


Require password Unmask **Make your quiz password protected**

Require network address

Common module settings

Group mode  No groups

Visible Show

ID number 

Grade category Uncategorized

Overall feedback 

Grade boundary 100%
Feedback

Grade boundary
Feedback


Grade boundary
Feedback

Grade boundary
Feedback

Grade boundary
Feedback

Grade boundary
Feedback

Grade boundary 0%

 [Click here to save your quiz](#)

There are required fields in this form marked *